

Road Safety



This book belongs
to:


Roads can be very
dangerous.




I must be very
careful when I am
near the road.



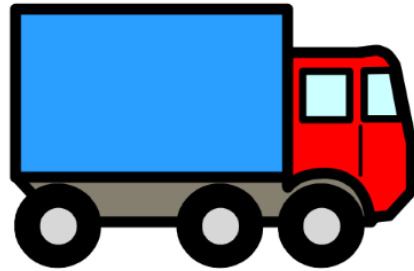
cars




bikes



buses



lorries




motorbikes



police cars




ambulances




fire engines

all use the road.


Sometimes they
travel very fast.



It is important to
remember how to
cross the road
safely, so I don't
get hurt.



I hold my head up
and check what is
happening around
me.




To cross the road
safely, I must:

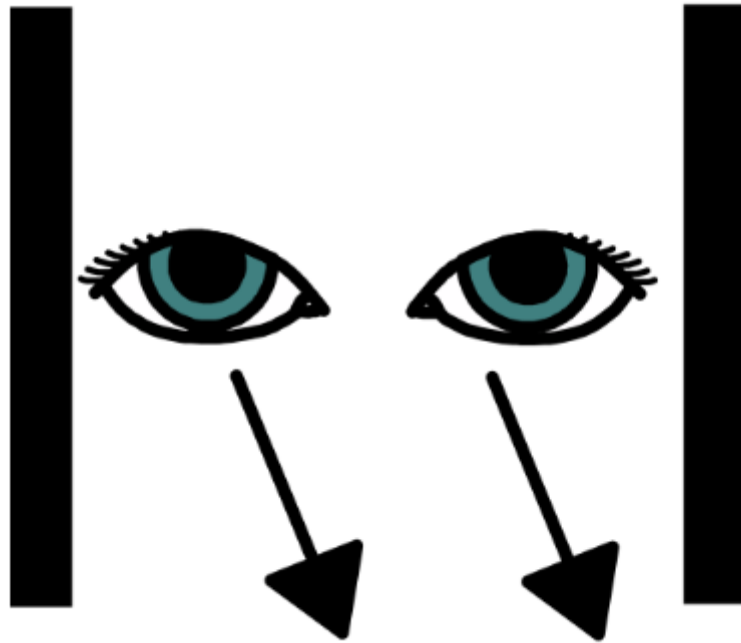
1. Stop.



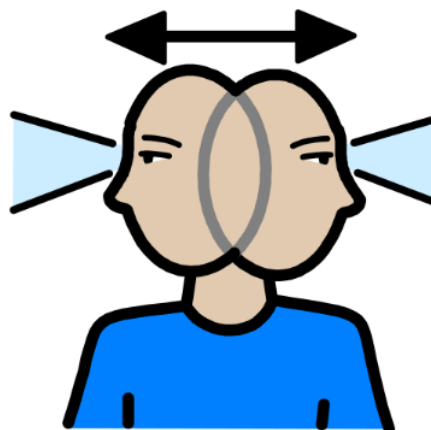
2. Stand still on
the pavement
with both feet
on the kerb.



3. Look



I should look around for traffic coming. I need to look left and right.




4. Listen.



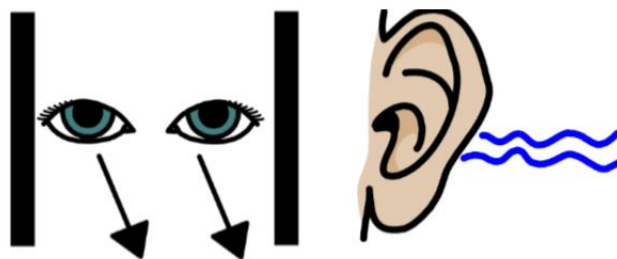
I need to listen carefully for any traffic coming.



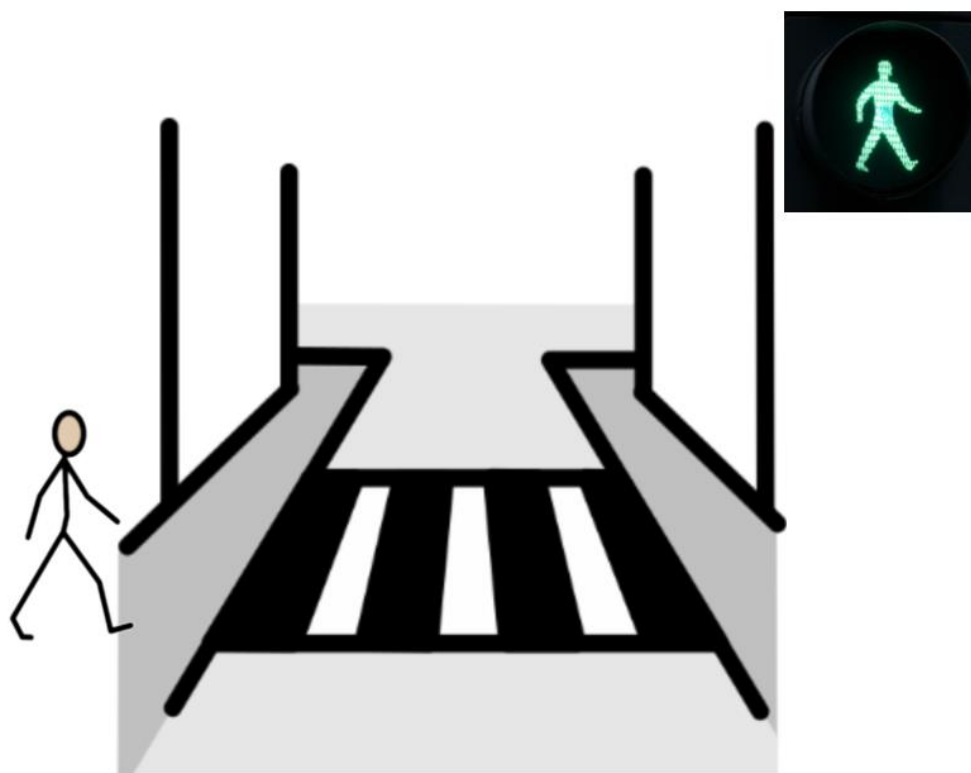
When it is clear and
safe I can cross
the road.



I need to keep looking and listening as I
cross.



Whenever possible, I should cross the road at a zebra crossing or traffic lights.



I can push the button and wait for the green man. This means it is safe to cross the road.

I should always hold
hands with a
familiar adult
whenever I am near
roads.



It is important to
remember these
road safety rules so
that I am safe
when I go out.

